



# Paducah IN Bloom

AMERICAN QUILTER'S SOCIETY EXCLUSIVE

## BLOCK 8

### CUTTING

From the white fabric, cut:  
(4) 1½" x 2½"

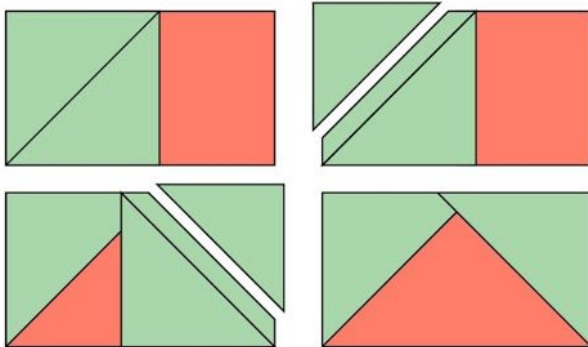
From the coral fabric, cut:  
(4) 1½" x 2½"

From the yellow fabric, cut:  
(5) 2½" x 2½"

From the green fabric, cut:  
(8) 1½" x 1½"

### FLYING GEESE UNITS

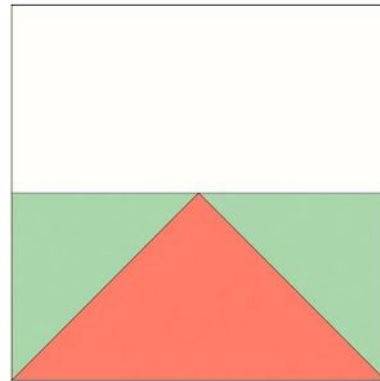
Mark the wrong side of a green 1½" square in half diagonally once. Lay the marked square right sides together with a coral 1½" x 2½" rectangle, oriented as shown below. Sew on the marked line. Trim a ¼" seam and press. Repeat on the other side with another marked green 1½" square.



Make 4 coral/green Flying Geese units.

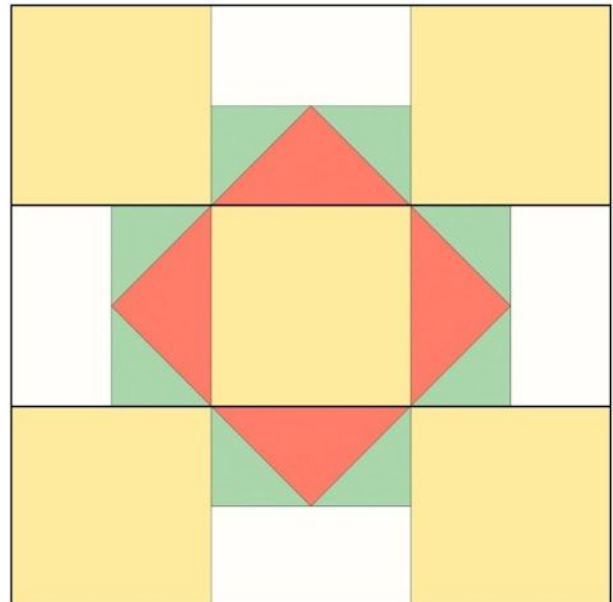
### RAIL PATCH UNITS

Arrange a Flying Geese unit and a white 1½" x 2½" rectangle as shown below and sew together. Rail Patch unit measures 2½" x 2½" unfinished. Make 4.



### BLOCK ASSEMBLY

Use the block diagram below to lay the block out. Sew all the pieces into rows. Sew the rows together to complete the block.



Block measures 6½" x 6½" unfinished.