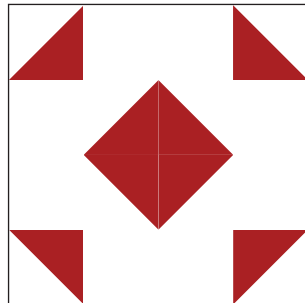


15

2016
Christmas
Countdown



Block 15



4" x 4" finished

CUT:

Red
(4) 2" squares

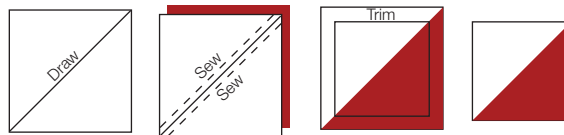
White

(4) 1½" x 2½" rectangles
(4) 2" squares

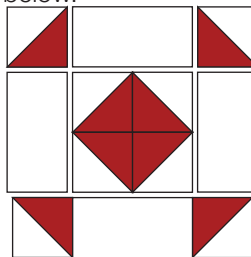
BLOCK ASSEMBLY

Make 8 red/white half square triangles.

- ♦ Draw a diagonal line on the back of the white 2" squares.
- ♦ Layer a red and white 2" square, right sides together.
- ♦ Sew a ¼" on both sides of the drawn line.
- ♦ Cut apart on the drawn line. Size to 1½" squares.



Assemble as shown below.



American Quilter's Society

#AQS2016ChristmasCountdown