



2016 Christmas Countdown Quilt



2016 Christmas Countdown Quilt

37" x 37"



Fabric Requirements

Setting fabrics

White - 1¼ yard

Red - ¼ yard

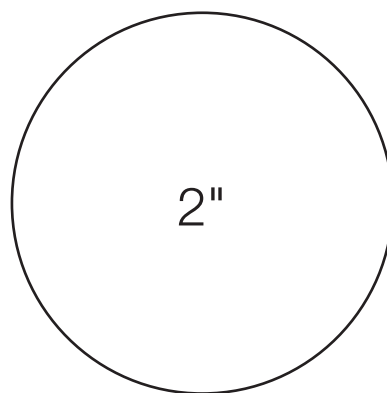
Cutting Instructions

60 - 3" x 4½" white rectangles

36 - 3" x 3" white squares


4 - 1½" strips the width of the fabric for the outer border

36 - 2" finished circles



Assembly Instructions

Sew the sashing and blocks together into rows. Sew the rows together as shown below.



Quilt and bind.