

Alphabet Feathers

Designing & Machine Quilting Beautiful Feathers


by Sue Nickels

In the July, 2014 issue of *American Quilter* magazine, I showed you how to draw and quilt one of my favorite quilting motifs—feathers. When teaching machine quilters to make their own feather designs, I often suggest using a script handwriting letter as the spine for the feather. My quilt, ALPHABET FEATHERS, is a four-block wholecloth quilt for which I used the initials A, B, C, and D. The letter A is featured in the article. Here are feather motifs for B, C, and D.




ALPHABET FEATHERS, 41" x 41", by Sue Nickels

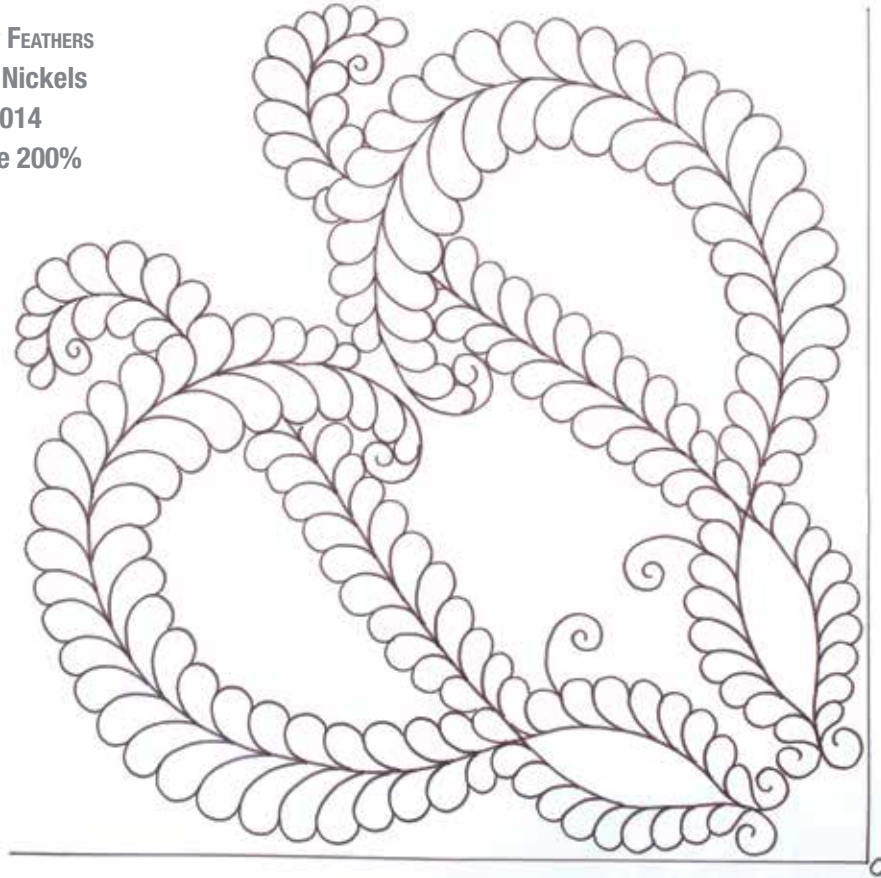
ALPHABET FEATHERS
by Sue Nickels
©2014
Enlarge 200%



Please respect copyright laws. This pattern is provided for individual use only and may not be reproduced or distributed without written permission from the American Quilter's Society.



ALPHABET FEATHERS
by Sue Nickels
©2014
Enlarge 200%



Please respect copyright laws. This pattern is provided for individual use only and may not be reproduced or distributed without written permission from the American Quilter's Society.