


5

2016 Christmas Countdown



Block 5



4" x 4" finished

CUT:

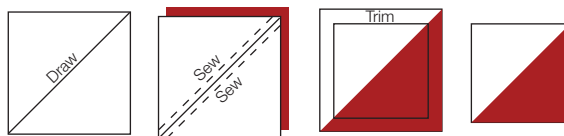
Red
(6) 2" squares

White
(1) 2½" square
(6) 2" squares

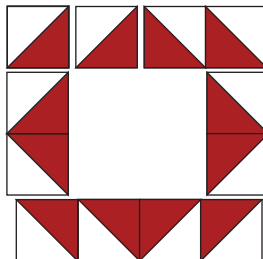
BLOCK ASSEMBLY

Make 12 red/white half square triangles.

- Draw a diagonal line on the back of the white 2" squares.
- Layer a red and white 2" square, right sides together.
- Sew a ¼" on both sides of the drawn line.
- Cut apart on the drawn line. Size to 1½" squares.



Assemble as shown below.



American Quilter's Society

#AQS2016ChristmasCountdown