


2

# 2016 Christmas Countdown



## Block 2



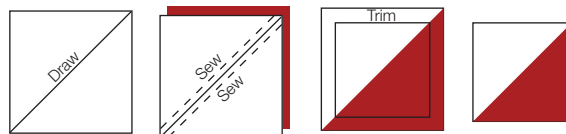
4" x 4" finished

CUT:  
Red  
(8) 2" squares  
  
White  
(8) 2" squares

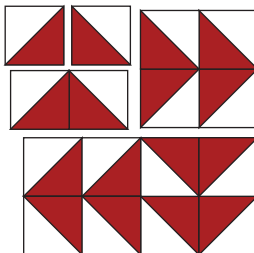
### BLOCK ASSEMBLY

Make 16 red/white half square triangles.

- Draw a diagonal line on the back of the white 2" squares.
- Layer a red and white 2" square, right sides together.
- Sew a  $\frac{1}{4}$ " on both sides of the drawn line.
- Cut apart on the drawn line. Size to  $1\frac{1}{2}$ " squares.



Assemble as shown below.



American Quilter's Society

#AQS2016ChristmasCountdown