




American Quilter's Society presents

BI@GIRL

TELEBLOCKS



Fabulous Fun Quilt

Fabulous Fun Quilt

74" x 98"



Fabulous 24" Original Block

Use as a guide

A - White Fabric

B - Stripe Fabric

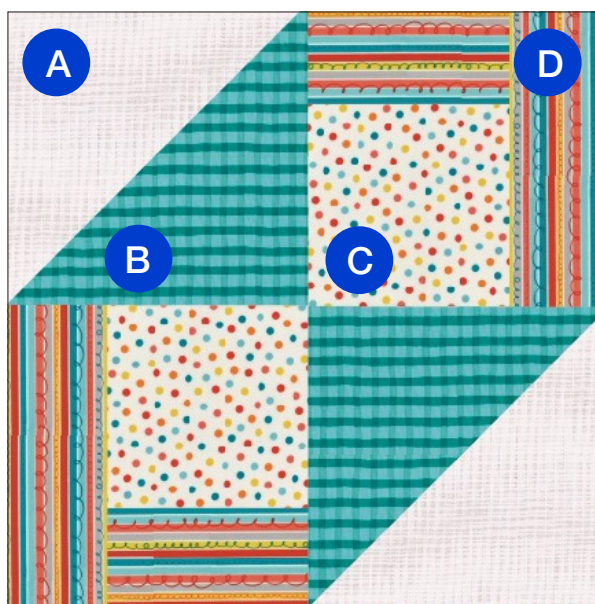
C - Veggies Fabric

D - Blue Fabric

Fabric Requirements

Block A

makes 6



Fabric A - $\frac{3}{4}$ yard


Fabric B - $\frac{3}{4}$ yard

Fabric C - $\frac{3}{4}$ yard

Fabric D - 1 yard

Block B

makes 6



Fabric A - $\frac{3}{4}$ yard

Fabric B - $\frac{3}{4}$ yard

Fabric C - $\frac{3}{4}$ yard

Fabric D - 1 yard

You will need two different sets of the 24" of Fabulous blocks.




6 - Block A




6 - Block B

Arrange blocks into rows and sew together.



Arrange rows and sew together.




Preparing the Border

Border – ½ yard

Cut 1½" strips from the width of the border fabric.

Sew the strips together to use for the sides, top, and bottom.



Add the 1½" border strips.